

Watchlists

December 16, 2021

Select a watchlist:

Streaming Quotes On

Create New Watchlist

SLNH added to watchlist. Got It

Quote Performance Fundamentals





Export To Excel Print Quote

Cntry	Symbol / Name	Last Price	Bid	Ask	Chg (\$)	Chg (%)	Date Added	Chg Since Added (%)	52-Wk Low	52-Wk High	Today's Volume	Avg Volume	Actions
US	BRR ¹ Bitcoin Reference Rate	47,027.02	--	--	-193.68	-0.41	12/28/20	+74.14	19,406.98	68,398.86	0.0	0.0	:
US	MSTR ¹ Microstrategy Inc	566.99	550.88	570.00	-31.60	-5.28	12/21/20	+78.51	287.17	1,315.00	401.0K	456.9K	Buy Sell
US	SQ ¹ Block Inc	165.81	165.70	166.30	-7.99	-4.60	12/21/20	-28.96	162.96	289.23	10.9M	11.3M	Buy Sell
US	SI ¹ Silvergate Capital Corp	144.14	140.00	143.53	-2.81	-1.91	12/21/20	+154.62	44.00	239.26	1.2M	1.8M	Buy Sell
US	MARA ¹ Marathon Digital Holdings Inc	35.52	35.00	37.25	-3.21	-8.29	10/20/20	+1,343.50	7.65	83.45	11.3M	12.3M	Buy Sell
US	RIOT ¹ Riot Blockchain Inc	23.87	23.50	23.95	-2.00	-7.73	01/14/20	+1,605.71	9.65	79.50	11.0M	14.8M	Buy Sell
CA	GLXY Galaxy Digital Holdings Ltd	22.34	22.29	22.34	-1.36	-5.74	01/14/20	+1,605.34	6.33	46.70	570.2K	783.5K	Buy Sell
US	BRPHF Galaxy Digital Holdings Ltd	17.58	--	--	-0.86	-4.66	06/01/21	+2.39	4.98	38.00	59.0K	388.8K	Buy Sell
US	GREE ¹ Greenidge Generation Holdings Inc	16.37	15.82	16.85	-0.90	-5.21	10/01/21	-34.44	12.70	60.00	428.2K	649.4K	Buy Sell
US	WULF ¹ Terawulf Inc	15.87	10.00	21.20	-3.65	-18.70	12/16/21	--	6.00	43.98	234.4K	85.7K	Buy Sell
CA	VOYG Voyager Digital Ltd	15.52	15.13	15.63	-0.69	-4.26	02/12/20	+3,348.89	2.60	37.95	520.0K	495.5K	Buy Sell
US	SDIG ¹ Stronghold Digital Mining Inc	14.99	13.20	21.36	-1.24	-7.64	12/16/21	--	14.77	35.80	662.8K	456.8K	Buy Sell
US	VYGVF Voyager Digital Ltd	12.15	--	--	-0.45	-3.57	10/11/21	+20.90	2.05	30.20	108.1K	583.6K	Buy Sell

Chntry	Symbol / Name	Last Price	Bid	Ask	Chg (\$)	Chg (%)	Date Added	Chg Since Added (%)	52-Wk Low	52-Wk High	Today's Volume	Avg Volume	Actions
▼	CLSK ¹ CleanSpark Inc	11.57	11.10	12.50	-0.94	-7.51	12/14/20	-28.84	10.40	42.60	1.9M	2.1M	Buy Sell ⋮
▼	XPDI ¹ Power & Digital Infrastructure Acquisition Corp	10.54	10.25	10.85	-0.41	-3.74	12/16/21	--	9.72	14.98	634.3K	970.5K	Buy Sell ⋮
▼	SLNH ¹ Soluna Holdings Inc	10.20	9.63	10.20	-0.61	-5.64	12/16/21	--	2.01	18.90	154.0K	192.6K	Buy Sell ⋮
▼	HUT Hut 8 Mining Corp	10.17	10.16	10.17	-0.88	-7.96	01/14/20	+520.12	1.85	20.61	3.0M	2.8M	Buy Sell ⋮
▼	BKKT ¹ Bakkt Holdings Inc	9.25	9.21	9.25	-4.51	-32.78	10/18/21	+3.65	8.00	50.80	32.1M	5.9M	Buy Sell ⋮
▼	BTBT ¹ Bit Digital Inc	6.96	6.60	7.72	-0.34	-4.66	10/20/20	+82.20	3.97	33.00	3.1M	2.1M	Buy Sell ⋮
▼	BTCM ¹ BIT Mining Ltd	6.47	6.30	6.58	+0.010	+0.15	12/10/21	+0.78	2.55	35.00	330.5K	418.6K	Buy Sell ⋮
▼	BITF Bitfarms Ltd	6.25	6.24	6.25	-0.45	-6.72	01/14/20	+924.59	0.94	11.60	1.1M	1.6M	Buy Sell ⋮
▼	CAN ¹ Canaan Inc	5.43	5.30	5.65	-0.07	-1.27	08/07/21	--	3.64	39.10	3.8M	5.1M	Buy Sell ⋮
▼	BITF ¹ Bitfarms Ltd	4.90	4.89	4.98	-0.31	-5.95	05/10/21	-10.81	0.732	10.00	7.7M	8.2M	Buy Sell ⋮
▼	DGHI Digihost Technology Inc	4.84	4.72	5.10	-0.29	-5.65	02/12/20	--	1.26	17.61	130.2K	107.3K	Buy Sell ⋮
▼	ANY ¹ Sphere 3D Corp	3.47	3.42	4.00	-0.28	-7.47	12/06/21	-7.61	1.28	11.98	3.4M	4.2M	Buy Sell ⋮
▼	HIVE HIVE Blockchain Technologies Ltd	3.36	3.35	3.38	-0.28	-7.69	01/14/20	+2,821.74	1.96	7.25	1.8M	2.5M	Buy Sell ⋮
▼	BNXA Banxa Holdings Inc	3.28	3.28	3.44	-0.11	-3.24	11/08/21	-7.87	0.90	8.30	124.2K	179.3K	Buy Sell ⋮
▼	TAAL Taal Distributed Information Technologies Inc	3.24	3.22	3.30	-0.13	-3.86	01/14/20	+36.13	2.07	8.75	27.4K	23.1K	Buy Sell ⋮
▼	HIVE ¹ HIVE Blockchain Technologies Ltd	2.64	2.52	2.88	-0.19	-6.71	07/06/21	-2.95	1.52	5.75	7.5M	9.4M	Buy Sell ⋮
▼	HOLD Immutable Holdings Inc	2.50	2.50	2.66	0.00	0.00	10/07/21	+66.67	0.76	5.40	19.7K	39.4K	Buy Sell ⋮
▼	EQOS ¹ Eqonex Ltd	2.45	2.33	2.78	-0.05	-2.00	01/01/21	--	2.26	22.95	551.7K	926.1K	Buy Sell ⋮
▼	WNDR Wonderfi Technologies Inc	2.27	2.26	2.30	0.00	0.00	09/06/21	+29.71	1.20	3.05	328.5K	408.6K	Buy Sell ⋮

Cntry	Symbol / Name	Last Price	Bid	Ask	Chg (\$)	Chg (%)	Date Added	Chg Since Added (%)	52-Wk Low	52-Wk High	Today's Volume	Avg Volume	Actions
▼	XNET ¹ Xunlei Ltd	1.90	1.89	2.09	-0.07	-3.55	03/22/21	-78.23	1.89	11.22	1.2M	689.5K	Buy Sell :
▼	WONDE Wonderfi Technologies Inc	1.77	--	--	+0.05	+2.91	09/06/21	+30.56	0.9393	2.57	12.7K	131.0K	Buy Sell :
▼	NILE ¹ Bitnile Holdings Inc	1.56	1.57	1.58	-0.10	-6.02	12/14/20	-56.39	1.40	7.99	3.4M	2.3M	Buy Sell :
▼	ZKIN ¹ ZK International Group Co Ltd	1.45	1.40	1.60	-0.07	-4.61	12/10/20	-35.75	1.36	14.60	160.7K	350.7K	Buy Sell :
▼	ISWH ISW Holdings Inc	1.34	--	--	-0.11	-7.59	12/16/21	--	0.0496	3.78	102.6K	777.6K	Buy Sell :
▼	ARBKF Argo Blockchain PLC	1.24	--	--	-0.05	-3.88	12/21/20	+416.67	0.167	4.65	97.5K	388.8K	Buy Sell :
▼	BIGG BIGG Digital Assets Inc	1.12	1.12	1.13	-0.11	-8.94	02/12/20	+1,217.65	0.37	5.05	689.9K	923.8K	Buy Sell :
▼	SOS ¹ Sos Ltd	1.01	1.01	1.02	-0.05	-4.72	08/07/21	--	0.92	15.88	5.3M	9.8M	Buy Sell :
▼	DMGI Dmg Blockchain Solutions Inc	0.90	0.88	0.90	-0.06	-6.25	01/14/20	+1,025.00	0.385	5.34	958.1K	1.2M	Buy Sell :
▼	NC Netcents Technology Inc	0.69	--	--	0.00	0.00	02/12/20	+25.45	0.64	1.75	0.0	--	Buy Sell :
▼	CBIT Catheda Bitcoin Inc	0.52	0.51	0.53	-0.05	-8.77	06/02/20	--	0.19	1.01	416.2K	413.1K	Buy Sell :
▼	NDA Neptune Digital Assets Corp	0.52	0.51	0.53	-0.03	-5.45	02/12/20	+235.48	0.13	2.22	109.6K	258.5K	Buy Sell :
▼	FRTTF Catheda Bitcoin Inc	0.42	--	--	-0.08	-16.00	04/30/21	-10.43	0.249	0.755	1.0K	92.5K	Buy Sell :
▼	CWRK CurrencyWorks Inc	0.41	0.385	0.435	-0.03	-7.87	01/16/21	--	0.135	4.63	61.5K	150.8K	Buy Sell :
▼	LUXX Luxxfolio Holdings Inc	0.41	0.41	0.44	-0.02	-5.75	05/31/21	-8.89	0.06	1.21	829.4K	800.5K	Buy Sell :
▼	CWRK CurrencyWorks Inc	0.34	--	--	-0.02	-5.56	01/16/21	--	0.1065	3.70	218.4K	736.5K	Buy Sell :
▼	ZEU Zeu Technologies Inc	0.315	0.32	0.35	+0.02	+5.00	02/12/20	-25.00	0.19	1.08	1.0K	4.4K	Buy Sell :
▼	COIN ¹ Coin Hodl Inc	0.305	0.31	0.325	0.00	0.00	02/12/20	+117.86	0.12	0.49	13.2K	--	Buy Sell :

Cntry	Symbol / Name	Last Price	Bid	Ask	Chg (\$)	Chg (%)	Date Added	Chg Since Added (%)	52-Wk Low	52-Wk High	Today's Volume	Avg Volume	Actions
▼	BTC Bluesky Digital Assets Corp	0.295	0.295	0.32	+0.005	+1.72	02/12/20	+63.89	0.27	1.90	483.3K	517.4K	Buy Sell :
▼	MBLM Mobilum Technologies Inc	0.245	0.24	0.245	0.00	0.00	05/03/21	-78.70	0.05	1.68	156.9K	433.2K	Buy Sell :
▼	BITK BlockchainK2 Corp	0.245	0.24	0.25	-0.03	-10.91	11/15/21	-38.75	0.245	2.30	150.9K	36.4K	Buy Sell :
▼	BCFN Blockchain Foundry Inc	0.22	0.22	0.23	-0.02	-8.33	02/12/20	+214.29	0.17	0.85	218.5K	383.9K	Buy Sell :
▼	INTV Integrated Ventures Inc	0.195	--	--	-0.006	-2.99	12/16/21	--	0.022	0.89	184.1K	622.7K	Buy Sell :
▼	HODL Cyberpunk Holdings Inc	0.17	0.17	0.175	-0.01	-8.11	02/12/20	+209.09	0.125	0.50	556.7K	224.5K	Buy Sell :
▼	SIX Sixty Six Capital Inc	0.155	0.13	0.155	+0.01	+6.90	01/14/20	-26.19	0.09	0.33	6.2K	51.8K	Buy Sell :
▼	LNK Link Global Technologies Inc	0.145	0.135	0.145	0.00	0.00	03/22/21	-85.50	0.125	1.70	140.6K	178.6K	Buy Sell :
▼	AQUA Aquarius AI Inc	0.14	0.13	0.14	0.00	0.00	11/15/21	-15.15	0.06	0.31	217.4K	707.8K	Buy Sell :
▼	IMIN iMining Technologies Inc	0.135	0.13	0.135	-0.005	-3.57	02/12/20	+125.00	0.105	0.84	503.9K	472.4K	Buy Sell :
▼	CSTR CryptoStar Corp	0.135	0.135	0.14	-0.01	-6.90	01/14/20	+237.50	0.045	0.84	903.5K	1.1M	Buy Sell :
▼	ESGW ESG Global Impact Capital Inc	0.125	0.125	0.13	-0.005	-3.85	02/12/20	-47.92	0.125	0.44	6.0K	13.9K	Buy Sell :
▼	NETC.X Netcoins Holdings Inc	0.115	0.21	0.21	0.00	0.00	02/12/20	-47.73	0.115	0.115	0.0	--	Buy Sell :
▼	DGGXF Digitalx Ltd	0.0568	--	--	0.00	0.00	12/21/20	-23.14	0.0306	0.11	0.0	34.3K	Buy Sell :
▼	GBLC Graph Blockchain Inc	0.0475	0.045	0.05	0.00	0.00	10/07/21	-5.00	0.015	0.49	233.4K	1.3M	Buy Sell :
▼	FTEC Fintech Select Ltd	0.035	0.035	0.04	0.00	0.00	02/12/20	+16.67	0.035	0.19	19.0K	68.0K	Buy Sell :
▼	TTT TruTrace Technologies Inc	0.035	0.035	0.04	-0.002	-6.67	01/14/20	-58.82	0.035	0.23	168.6K	203.1K	Buy Sell :
▼	FORK ¹ Metaverse Capital Corp	0.005	--	0.005	0.00	0.00	02/12/20	--	0.005	0.05	370.3K	--	Buy Sell :


Symbol / Cntry Name	Last Price	Bid	Ask	Chg (\$)	Chg (%)	Date Added	Chg Since Added (%)	52-Wk Low	52-Wk High	Today's Volume	Avg Volume	Actions
  CCTL Coin Citadel	0.0006	--	--	0.00	0.00	12/21/20	-62.50	0.0005	0.048	3.7M 	2.4M	Buy Sell 

As of market close Dec 16, 2021. Some quotes may be delayed. ¹

¹Options data provided by Bourse de Montréal and OPRA are delayed 15 minutes. ICE Indices, NYMEX and COMEX data are delayed at least 10 minutes.

Third-party investment research is available in English only.

RBC Direct Investing uses intraday quotes to calculate the Change Since Added percentage of each ticker symbol within the first 30 days of adding it to the watchlist. Beyond that period, the calculation switches from intraday quotes to end of day prices to calculate the percentage change.

© 2021 REFINITIV  [Click Here](#) for Limitations and Restrictions on Use.



© 2021 Morningstar, Inc. All Rights Reserved. The information contained herein: (1) is proprietary to Morningstar and/or its content providers; (2) may not be copied or distributed; and (3) is not warranted to be accurate, complete or timely. Neither Morningstar nor its content providers are responsible for any damages or losses arising from any use of this information. Past performance is no guarantee of future results.

Quotes for NYSE, AMEX and NASDAQ listed securities are based on Cboe One Real-Time Quote, or consolidated market quote. OTC data provided by OTC Markets Group Inc.